


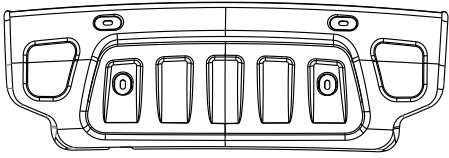


**JEEP Wrangler** 2,0 AT AWD

**2018 -** 

# SKID PLATE FOR STEERING RODS, Installation Instructions JEEP Wrangler

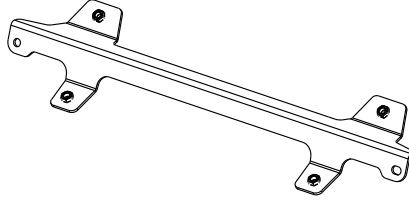
**A** Skid plate



Main part

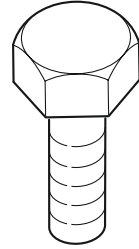
X1

**B** Bracket



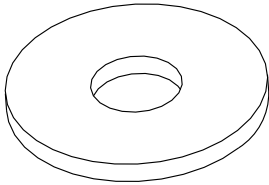
X1

**C** M10 x 20 Bolt



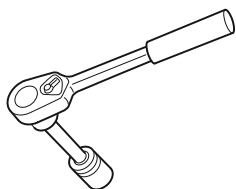
X4

**D** Ø10 Washer

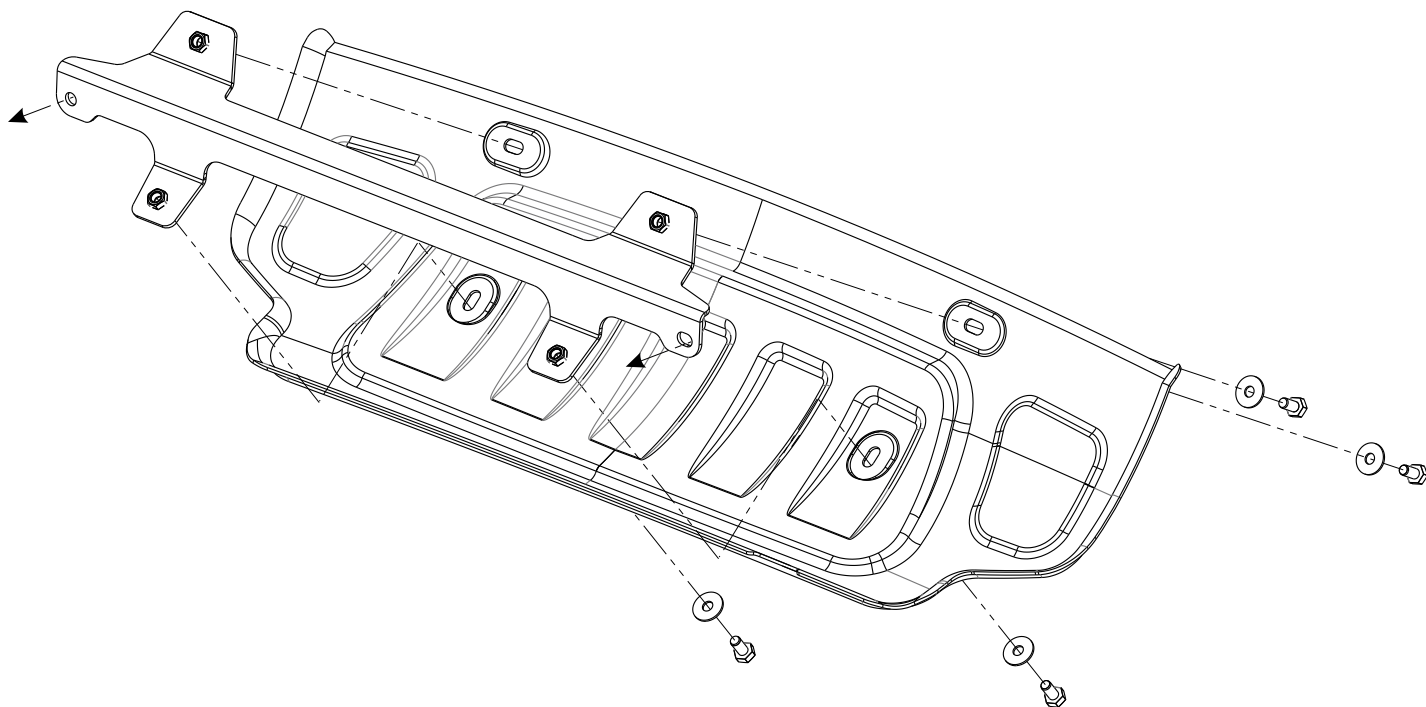


X4

**Tools Required:**




Ratchet with extension cord



- 1 Remove the plastic boot.




- 2 Install the bracket (B) to the mounting points of front frame, using the regular fasteners.



**3**

**Install the skid plate (A) to the bracket (B) with bolts M10x20 (C) and washers Ø10 (D).**



Engine bay and transmission elements skid plate has been designed and manufactured by LLC Metalloproduksia. Product conforms to TOR 4591-001-25888788-2006 requirements. Product design is protected by model copyright certificates №89059, 15980, 15981, 15982, 15983. Patented in Russian Federation.

#### **INSTALLATION:**

Engine bay and transmission elements skid plate has been designed particularly for a certain vehicle. It should be mounted according to the producer's installation instruction by a dedicated dealer or on certified service stations. The skid plate is fixed to regular apertures located on vehicle's body load-bearing elements. In case of correct installation the skid plate should not interfere with any vehicle's units and components.

#### **OPERATING CONDITIONS:**

Engine bay and transmission elements skid plate has been designed to operate in conditions specified by vehicle's producer. Cases of crush or driving into obstacles at a speed should be excluded during exploitation. In case of head-on crush it is necessary to assure in absence of damages of vehicle's components and units and availability of roadworthiness on certified service stations.

#### **WARRANTY:**

Warranty period - 12 months.

#### **WARRANTY TERMS:**

The skid plate should be installed on a vehicle with undamaged body and load-bearing elements (vehicle, which has never been involved in road traffic accident);

There are no mechanical damages of the skid plate resulting from head-on crush. All requirements to skid plate installation should be satisfied;

There are no mechanical damages of powder coating.

Producer does not bear liability for damages caused to the vehicle, health and life of people in case of installation and exploitation terms violation. Producer has a right to introduce changes into the skid plate construction.

#### **ENVIRONMENTAL PROTECTION**

Dispose of packaging properly. It is recommended to take it for recycling. Don't forget about environmental protection.

